

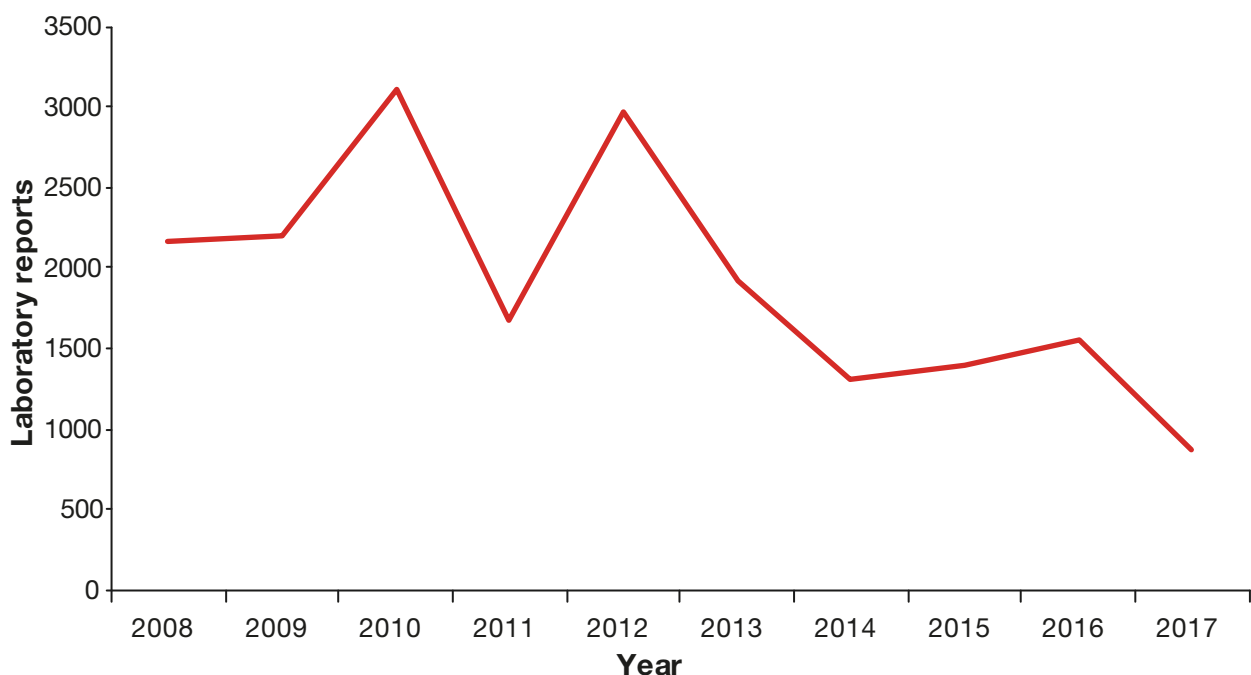
# Surveillance report

## Annual summary of norovirus infections, 2017

Prepared by: Gastro-intestinal disease and zoonoses team

In 2017, HPS received 866 laboratory reports of norovirus (NV), a rate of 16.3 per 100,000. This was a decrease of 683 (44.1%) on the 1549 reports received in 2016 and was the lowest number of reports over the past 10 years (Figure 1). The average number of reports per year in the previous nine years had been 2013 reports, with a range of 1306 to 3109 reports.

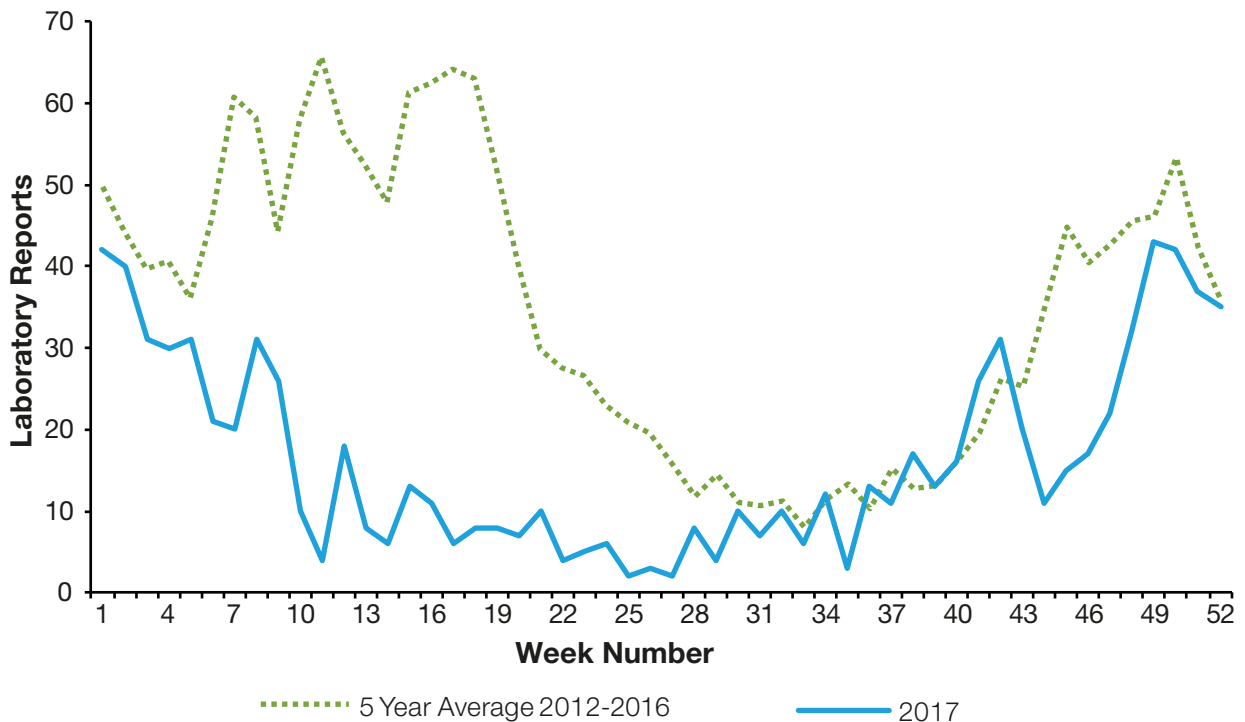
**Figure 1:** Laboratory reports of norovirus to HPS 2008-2017



The laboratory reports arise from confirmed infection in the whole population (community and healthcare). Laboratory confirmations represent just a small proportion of the true incidence in the community. The second study of infectious intestinal disease in the community (IID 2 study available at <https://www.food.gov.uk/research/research-projects/the-second-study-of-infectious-intestinal-disease-in-the-community-iid2-study>) estimated that approximately 290 cases of NV occur in the community for every case reported to national surveillance.

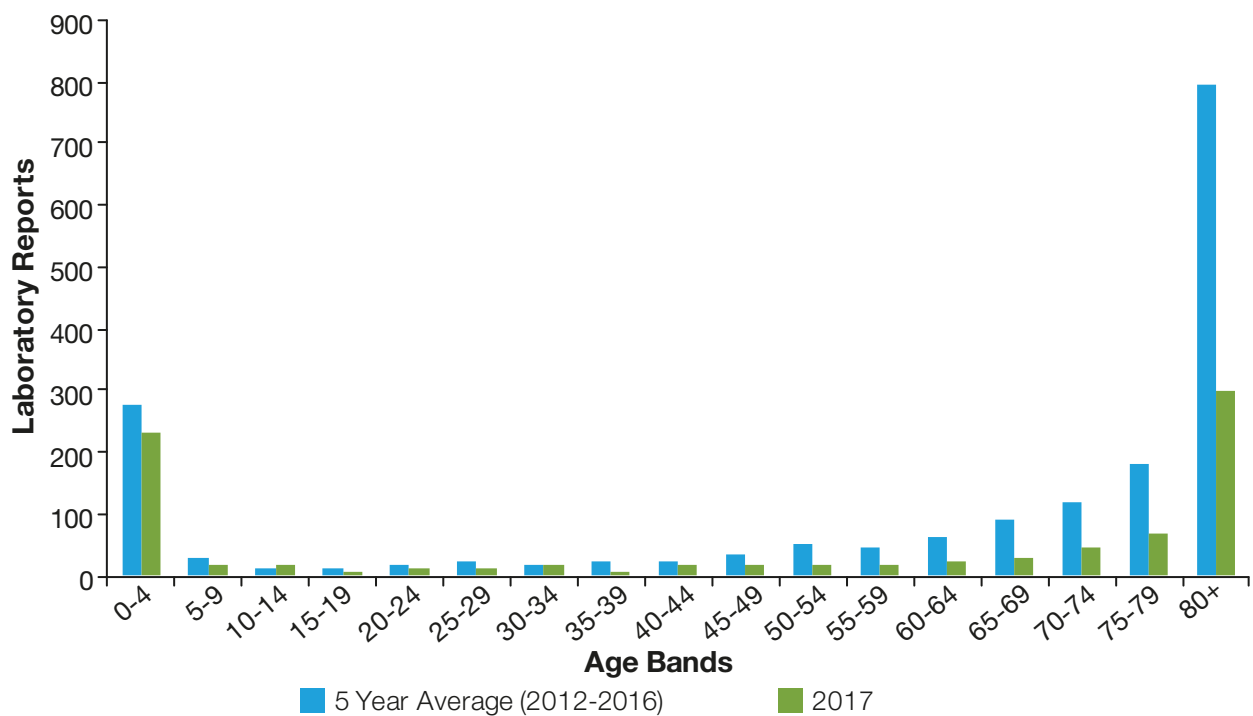
Laboratory reports of norovirus show a distinct seasonal trend, with the highest number of reports during the winter months (Figure 2). However, whilst reports are most common during the winter months, infection can occur throughout the year.

**Figure 2:** Laboratory reports of norovirus in Scotland by week, 2017 and 5 year average (2012-2016).



Laboratory reports of NV showed a distinct age distribution (Figure 3) affecting predominantly the elderly and young, with 51% (444/866) reported from those aged 65 years and over, 27% (233/866) from those under five years of age, while none of the other age bands accounted for more than 3% of reports. The distribution of laboratory reports among those at the extremes of age probably reflects those from whom samples are most likely to be taken.

**Figure 3:** Laboratory reports of norovirus by age band, 2017 and five year average (2012-2016)



#### **NHS board abbreviations**

AA Ayrshire & Arran	BR Borders	DG Dumfries & Galloway	GGC Greater Glasgow & Clyde
FF Fife	FV Forth Valley	GR Grampian	HG Highland
LO Lothian	LN Lanarkshire	OR Orkney	SH Shetland
TY Tayside	WI Western Isles		

#### **HPS Surveillance Report**

**Published by:** Health Protection Scotland

Meridian Court, 5 Cadogan Street, Glasgow G2 6QE

**T:** 0141 300 1100    **F:** 0141 300 1170

**W:** <http://www.hps.scot.nhs.uk>    **Email:** [NSS.HPSEnquiries@nhs.net](mailto:NSS.HPSEnquiries@nhs.net)

© Health Protection Scotland 2018